

# 025-MBL-02B

## Fuel Filter/Water Separator

Instruction Part Number 12988 Rev B



Water and contaminants in fuel has been a problem for decades. More than ever, today's high-performance engines require clean, dry fuel. Standard fuel filters simply don't offer the improved features and peace-of-mind that comes with a Racor fuel filter/water separator.

These compact heavy-duty filters install quickly and remove solid contaminants and water from gasoline or diesel fuel. Typical applications include: small gensets, snow blowers, lawn mowers, pressure washers, and small diesel engines up to 80 HP (gasoline up to 250 HP).



### Contact Information: Product Features:

Parker Hannifin Corporation  
**Racor Division**  
P.O. Box 3208  
3400 Finch Road  
Modesto, CA 95353  
**phone 800 344 3286**  
**209 521 7860**  
**fax 209 529 3278**  
**racor@parker.com**  
parker.com/racor

- 2 port, die-cast aluminum unitized mounting head
- Filters gasoline, diesel, and gasoline/oil blended fuels
- Compact design
- Heavy duty construction
- Easy to service
- Flow rates up to 25 GPH (95 LPH) with gasoline applications



ENGINEERING YOUR SUCCESS.

# Installation Instructions

The following customer supplied materials should be on hand before beginning.

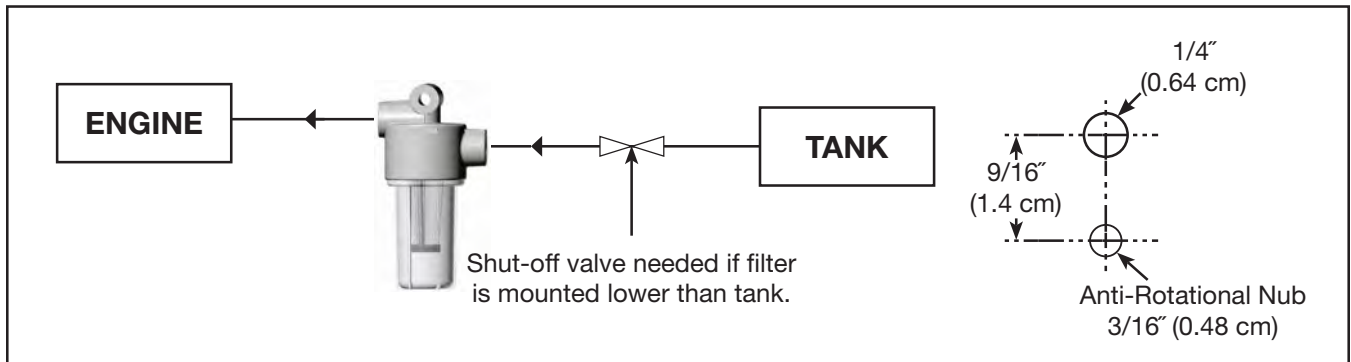
- Two 1/4" NPT fittings
- 1/4" hose (or bigger) and hose clamps
- Thread sealant
- 1/4" bolt (or lag bolt)

**Warning!** Do not smoke or allow open flame near installation. Perform installation in a well ventilated area.

Refer to Mounting Instructions and Installation Diagram - install as follows:

1. Make sure engine is off and cool to touch.
2. Apply thread sealant to 1/4" NPT fittings - do not use thread tapes as particles may break off and contribute to clogging filter.
3. Thread fittings into appropriate fuel ports and tighten snugly. Plug unused ports with provided port plugs and tighten snugly.
4. Mount filter vertically in a protected area and away from heat sources. Maintain at least 2 inches of clearance below filter for servicing.
5. Attach fuel lines to filter. Avoid tight bends and rubbing areas when routing fuel hose.
6. Spin (counter-clockwise) bowl from mounting head and fill with clean fuel. Spin (clockwise) bowl back onto mounting head and tighten snugly by hand.
7. Start engine and check for leaks. Correct as necessary with engine off.

# Mounting Instructions



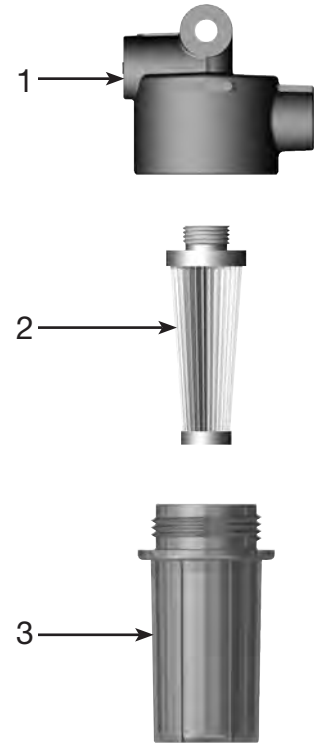
# Service Instructions

When water is visible in the clear bowl or engine performance is noticeably reduced, service is required.

1. Make sure engine is off and cool to the touch.
2. Spin clear bowl off of mounting head by turning in a counter-clockwise motion.
3. Replace used element with new element (part number S2502).
4. Lubricate clear bowl O-ring with motor oil.
5. Thread clear bowl onto mounting head and tighten hand tight only - do not use tools.
6. Start engine and check for leaks. Correct as necessary with the engine off.

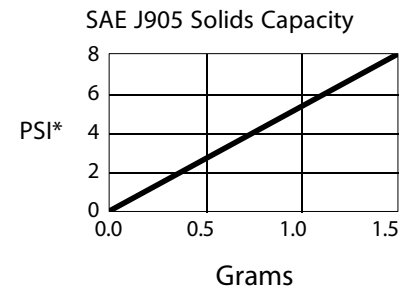
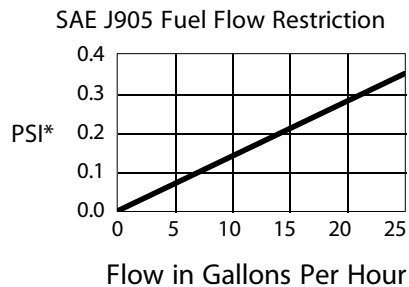
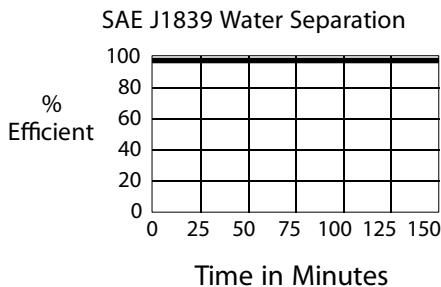
# Replacement Parts

Part Number	Description
1. N/A	Mounting Head with 1/4" NPTF ports
2. S2502	Replacement Filter (10 micron)
3. RK 31391	Replacement Clear Bowl



Specifications	025-MBL-02B
<b>Flow Rate</b> Gasoline: Diesel:	25 GPH (95 LPH) 15 GPH (57 LPH)
<b>Fuel Ports</b>	1/4"-18 NPTF
<b>Replacement Filter</b>	S2502
<b>Min. Service Clearance</b> (below filter)	2.0 in. (5.1 cm)
<b>Height</b>	4.3 in. (10.9 cm)
<b>Depth</b>	2.1 in. (5.3 cm)
<b>Width</b>	2.3 in. (5.8 cm)
<b>Weight</b>	0.3 lb (0.14 kg)
<b>Max. Working Pressure</b>	100 PSI (6.9 bar)
<b>Clean Pressure Drop</b>	0.35 PSI (0.02 bar)
<b>Ambient Temperature Range</b> (when fuel temp is:)	-40° to +255°F (-40° to +121°C) 80° to 190°F (27° to 88°C)

## Test Data



\*PSI X 2.036 = inHg / PSI X 6.895 = kPa

# Limited Warranties Statement

All products manufactured or distributed by Racor are subject to the following, and only the following, LIMITED EXPRESS WARRANTIES, and no others: For a period of one (1) year from and after the date of purchase of a new Racor product, Racor warrants and guarantees only to the original purchaser-user that such a product shall be free from defects of materials and workmanship in the manufacturing process. The warranty period for pumps and motors is specifically limited to ninety (90) days from date of purchase. A product claimed to be defective must be returned to the place of purchase. Racor, at its sole option, shall replace the defective product with a comparable new product or repair the defective product. This express warranty shall be inapplicable to any product not properly installed and properly used by the purchaser-user or to any product damaged or impaired by external forces.

THIS IS THE EXTENT OF WARRANTIES AVAILABLE ON THIS PRODUCT. RACOR SHALL HAVE NO LIABILITY WHATSOEVER FOR CONSEQUENTIAL DAMAGES

FLOWING FROM THE USE OF ANY DEFECTIVE PRODUCT OR BY REASON OF THE FAILURE OF ANY PRODUCT. RACOR SPECIFICALLY DISAVOWS ALL OTHER WARRANTIES, EXPRESS OR IMPLIED INCLUDING, WITHOUT LIMITATION, ALL WARRANTIES OF FITNESS FOR A PARTICULAR PURPOSE (EXCEPT FOR THOSE WHICH APPLY TO PRODUCT OR PART THEREOF THAT IS USED OR BOUGHT FOR USE PRIMARILY FOR PERSONAL, FAMILY, OR HOUSEHOLD PURPOSES), WARRANTIES OF DESCRIPTION, WARRANTIES OF MERCHANTABILITY, TRADE USAGE OR WARRANTIES OR TRADE USAGE.

## Warning

Failure or improper selection or improper use of the products and/or systems described herein or related items can cause death, personal injury and property damage. This document and other information from Parker Hannifin Corporation, its subsidiaries and authorized distributors provide product

and/or system options for further investigation by users having technical expertise. It is important that you analyze all aspects of your application and review the information concerning the product or system in the current product catalog. Due to the variety of operating conditions and applications for these products or systems, the user, through its own analysis and testing, is solely responsible for making the final selection of the products and systems and assuring that all performance, safety and warning requirements of the applications are met. The products described herein, including with limitation, product features, specifications, designs, availability and pricing, are subject to change by Parker Hannifin Corporation and its subsidiaries at any time without notice.

The following statement is required pursuant to proposition 65, applicable in the State of California: 'This product may contain a chemical known to the State of California to cause cancer or reproductive toxicity'